

AUTOMATIC CNC VISION MEASURING SYSTEM(PROFESSIONAL TYPE)

CODE ISD-F432



- Stable and high-precision measurement under high-speed, silent and stable mode
- Accurately detect the edge of surface size

SPECIFICATION

Camera	Giga-bit network camera	
Measuring range (X×Y×Z)	400×300×200mm(650TVL)	
Granite stage size	827×480mm	
Glass stage size	450×350mm	
Resolution of X/Y/Z axis	0.5μm	
Accuracy of X/Y axis	$\leq(2+L/250)\mu\text{m}$ (L is the measuring length in mm)	
Accuracy of Z axis	$\leq(3+L/150)\mu\text{m}$ (L is the measuring length in mm)	
Objective	0.7X~5X (zoom)	
Working distance	68mm	
Magnification	28X~155X (on 23.5" monitor)	
Illumination	surface	six-ring eight-zone ring light and vertical light
	contour	bottom horizontal light
Max. height of workpiece	200mm	
Max. weight of workpiece	30kg	
Operation system	Windows 10	
Power supply	220V±10%(AC), 50Hz	
Environment requirements	temperature: 18-24°C, relative humidity: 30-75%	
Dimension (L×W×H)	1270×910×1750mm	
Weight	360kg	



six-ring eight-zone ring light (included)



vertical light (included)

Main unit	1 pc
Computer	1 pc
Computer table	1 pc
Calibration glass chart	1 pc
Software	1 pc



advanced probe (optional)

OPTIONAL ACCESSORY

Advanced Probe	Probe base*	code: ISD-F-BASE1 (must be installed before shipment)
	Probe*	code: ISD-F-TP20 (must be installed before shipment)
	Ruby probe	optional M2 Probe series with ISQ-01, refer to page 573
Standard Probe	Probe base*	code: ISD-F-BASE2 (must be installed before shipment)
	Ruby probe	code: ISD-F-P2 Code: ISD-F-P3
Laser probe** (Can measure glass thickness, step height, flatness, height etc)		Code: ISD-F-PB (must be installed before shipment)
Special lens for large field navigation		Code: ISD-F-LENS (must be installed before shipment)
PLC full-angle intelligent programmable lighting system		Code: ISD-F-LIGHT (must be installed before shipment)
Plate fixture (manual self-locking tempered glass)		Code: ISD-F-HOLDER Glass size: 450×350mm Can be customized
Protector		Code: ISD-F-PROTECTOR (must be installed before shipment)
Contour comparison module		Code: ISD-F-PROFILE
Office software		Code: 7313-OFFICE

* The probe head and probe are Renishaw brand

** Laser probe is KEYENCE brand



standard probe (optional)



laser probe (optional)

STYLUS (INCLUDED) SPECIFICATION

Code	Material	Ød	Ød1	L	L1	Quantity
ISD-F-P2	ruby ball / stainless steel stem	Ø2mm	Ø1.4mm	21mm	8mm	1 pc
ISD-F-P3		Ø3mm	Ø1.5mm		12mm	1 pc

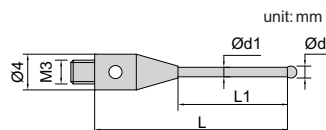
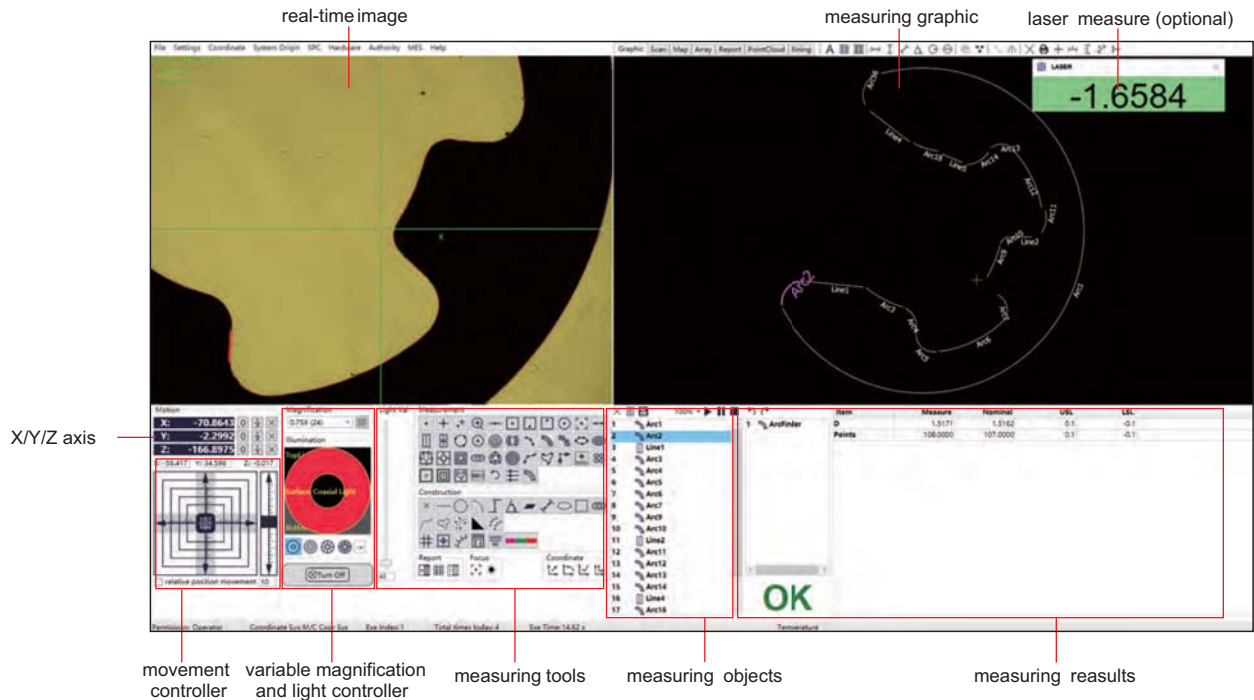
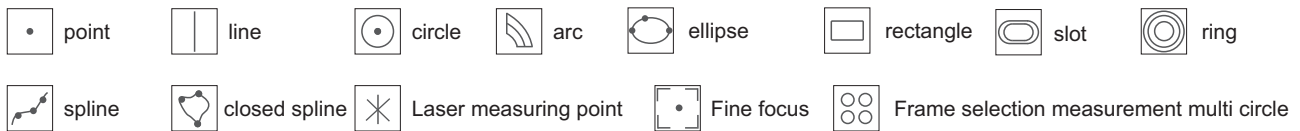


plate clamp (optional)

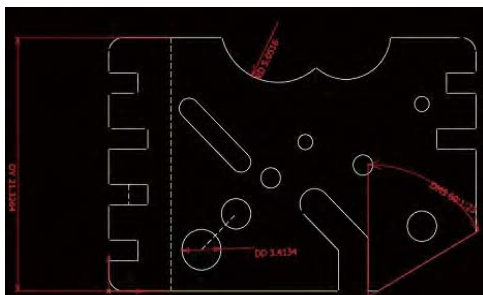
MEASURING SOFTWARE (INCLUDED)



- Operation system: Windows 10
- Language: English
- Image measuring methods: crosshair point, manual point, auto point, zoom in point, line point, center point, lowest point, highest point, closest point, focus point
- Constructable elements: point, line circle, arc, height, angle, plane, distance, ellipse, rectangle, construction ringgroove, spline, closed spline, profile, geometric tolerance
- Geometric tolerance: concentricity, parallelism, verticality, angularity, symmetry, circular, arc profile
- Measurement elements can be translated and rotated
- Measuring data can export to Excel, DXF and other format files, The image area can save BMP image format
- The software includes CAD drawing import module
- The software includes SPC analysis module. The measurement software is seamlessly linked with the SPC module. After the measurement is completed, the measurement software automatically imports the data into the SPC database, allowing simple data analysis
- Dimension measuring tools:



- Element annotations



- Accurately detect the edge of the surface size

